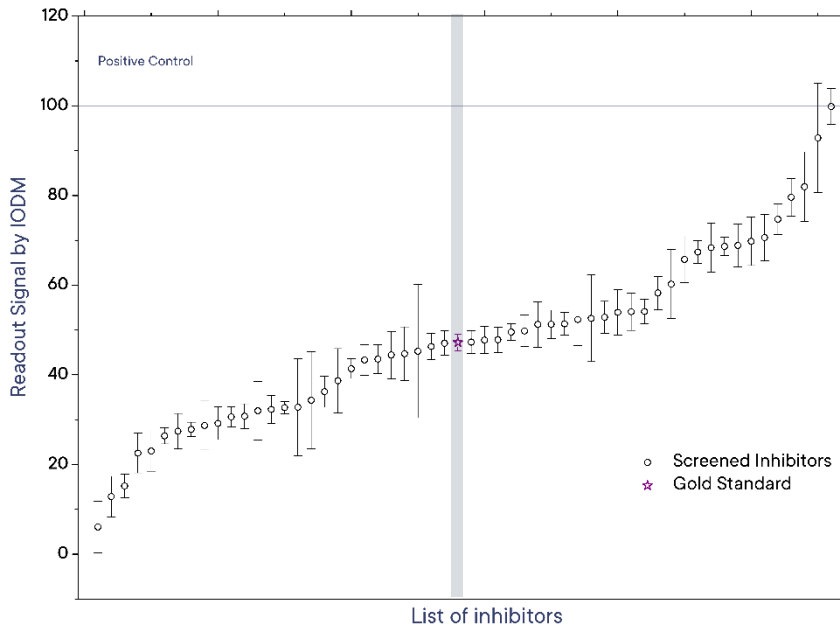
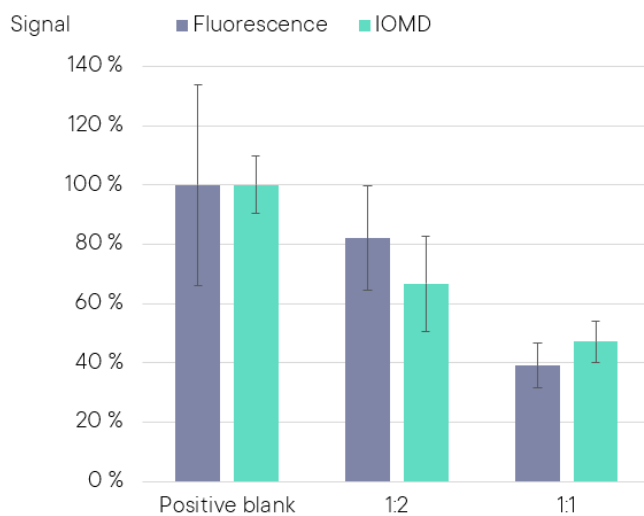


## Inhibitor effectiveness


Our client was able to identify the effectiveness of 55 different inhibitors compared to their gold standard thanks to biod's technology being quantitative. No other technology was able to provide these results to our client with that inhibitor.



We tested the inhibition capacity of a drug on a target molecule as a function of different concentrations ([Inhibitor: Target] on the graphic below) and compare it with Fluorescence microscopy. We found a good correlation between both methods. In fact, the precision obtained through IODM (Interferometric Optical Detection Method) was even better than through confocal microscopy as visible on the error bars of the graphic below.



Confocal  
microscopy  
images



### Advantages

- **Time saving:** Less than 5 minutes detection time for most assays.
- **Low sample:** Only 2-3  $\mu\text{L}$  of post-treated sample required per sensing unit.